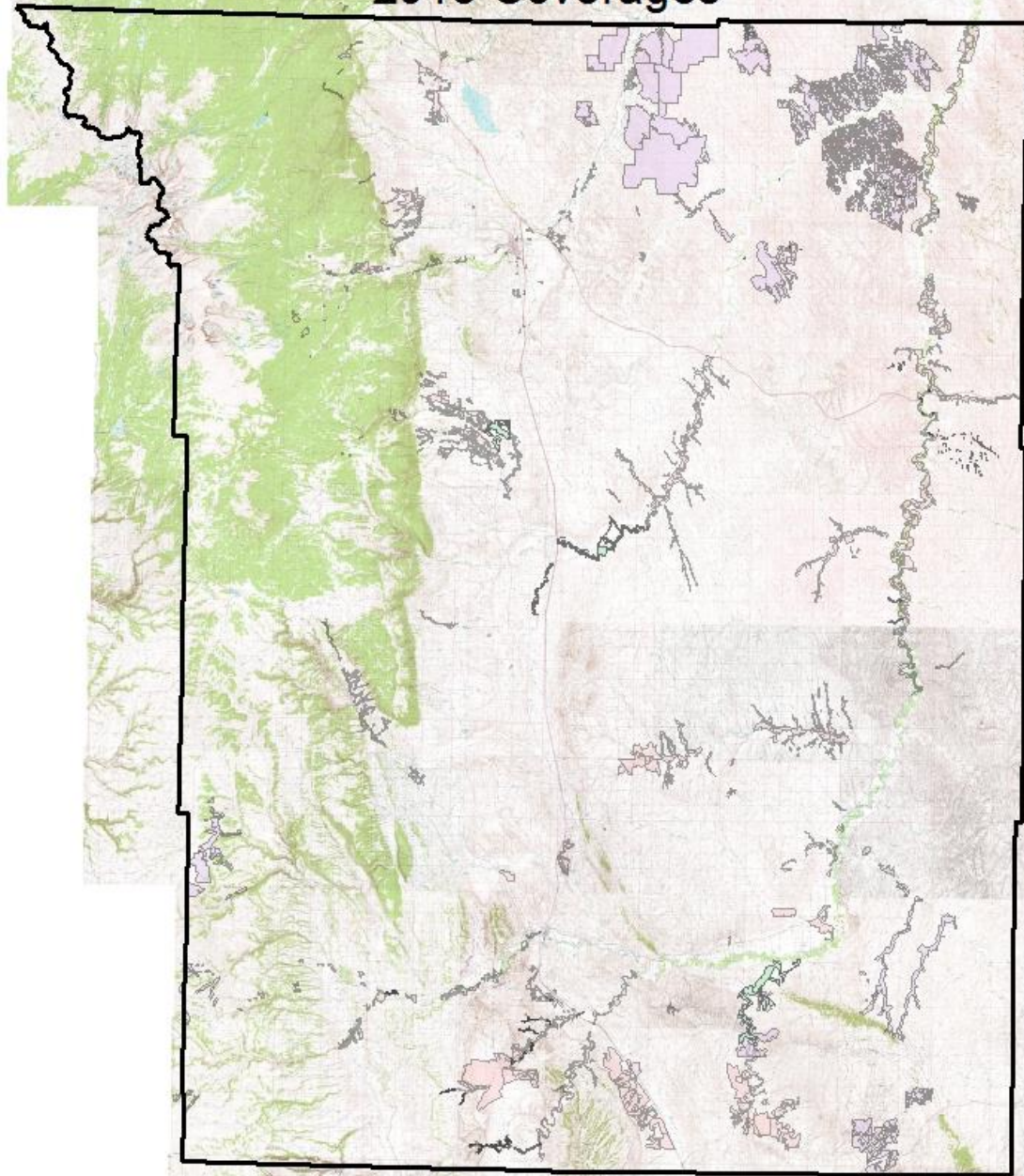


# 2015 Virtual Tour

---

Activity Update  
Johnson County Weed & Pest

## 2015 Coverages



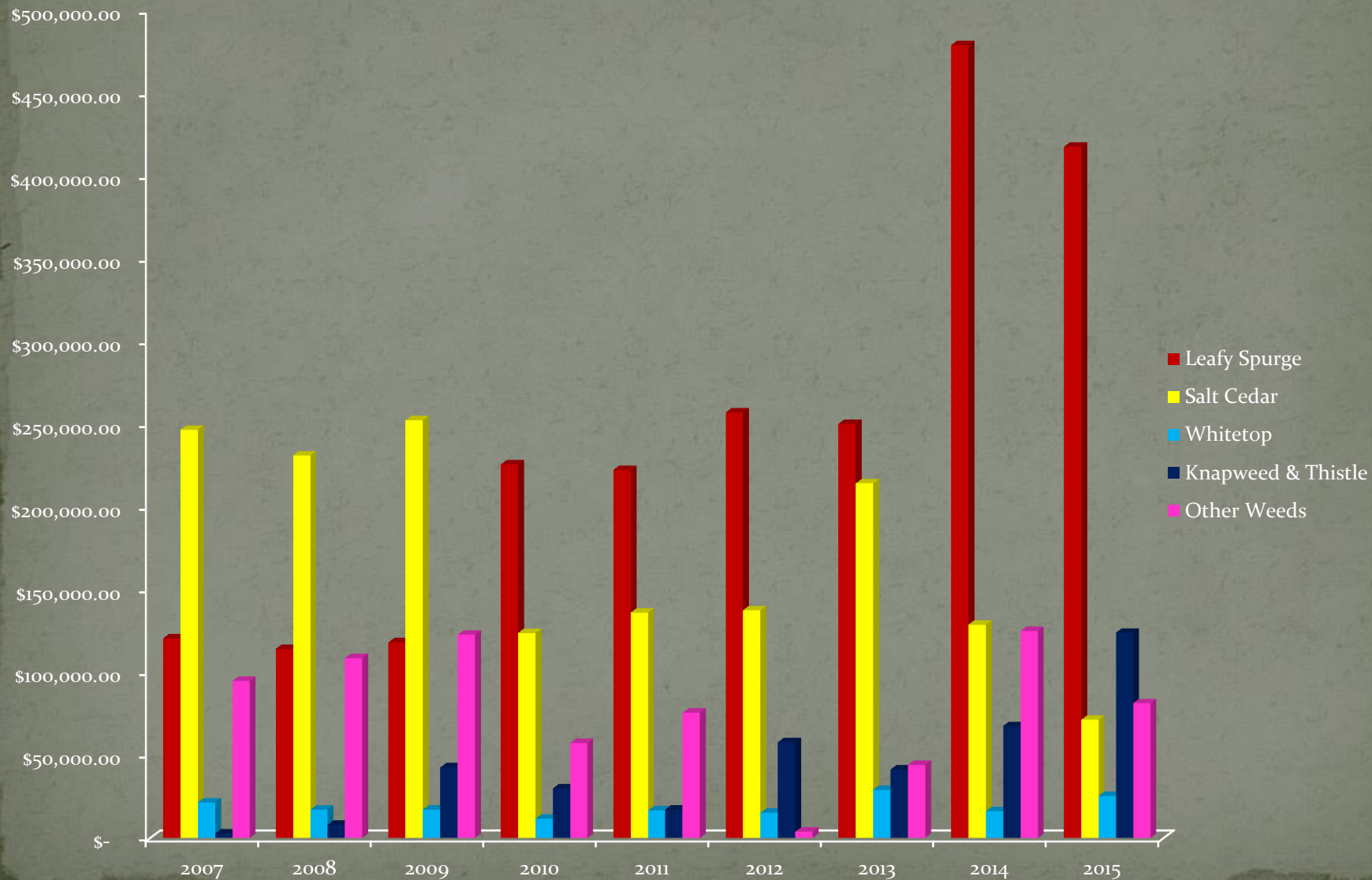
Acres Covered 145,000

Acres Treated 15,257

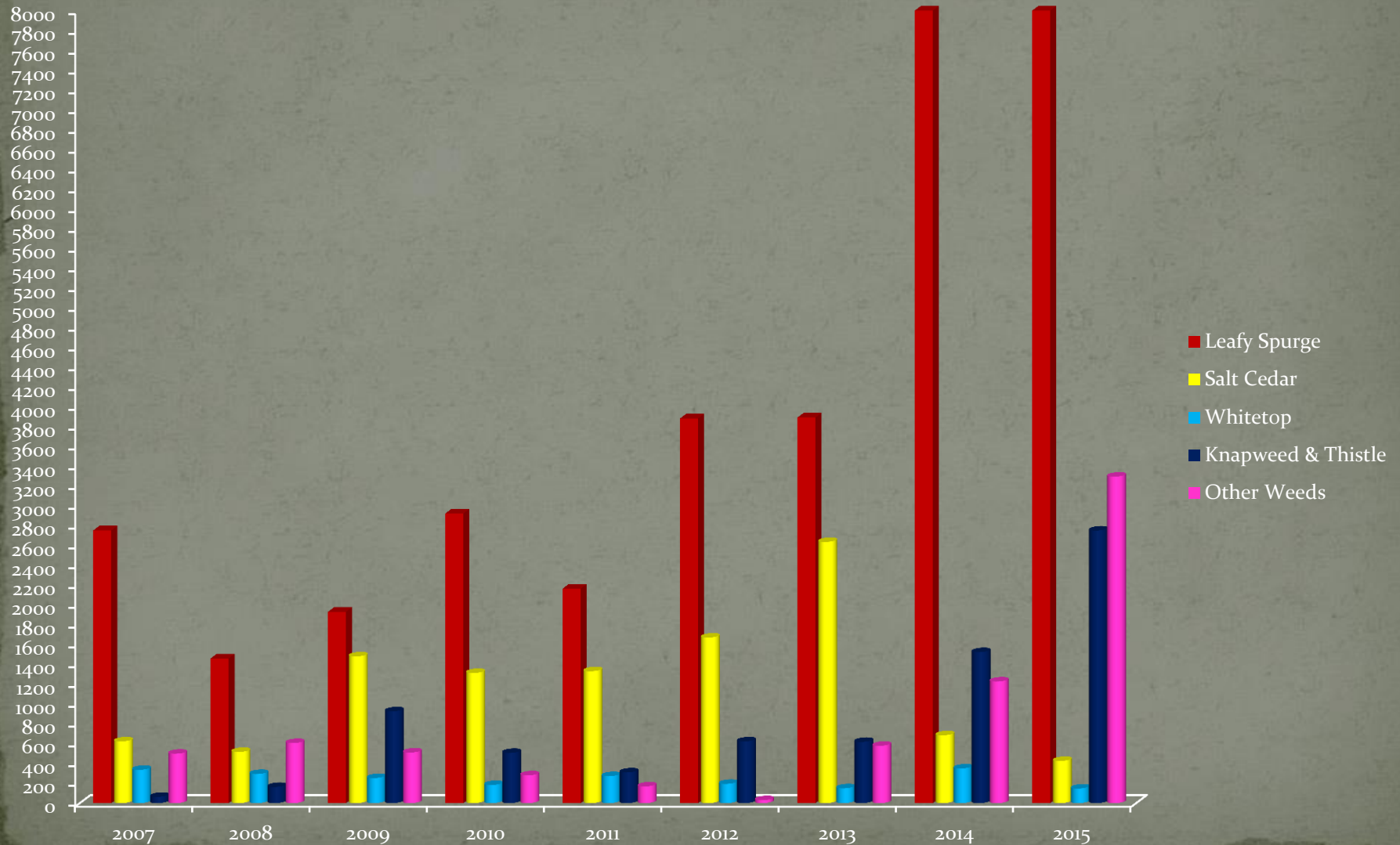
2014 Covered 106,275 and treated 11,383 acres



# Dollars spent by year per species

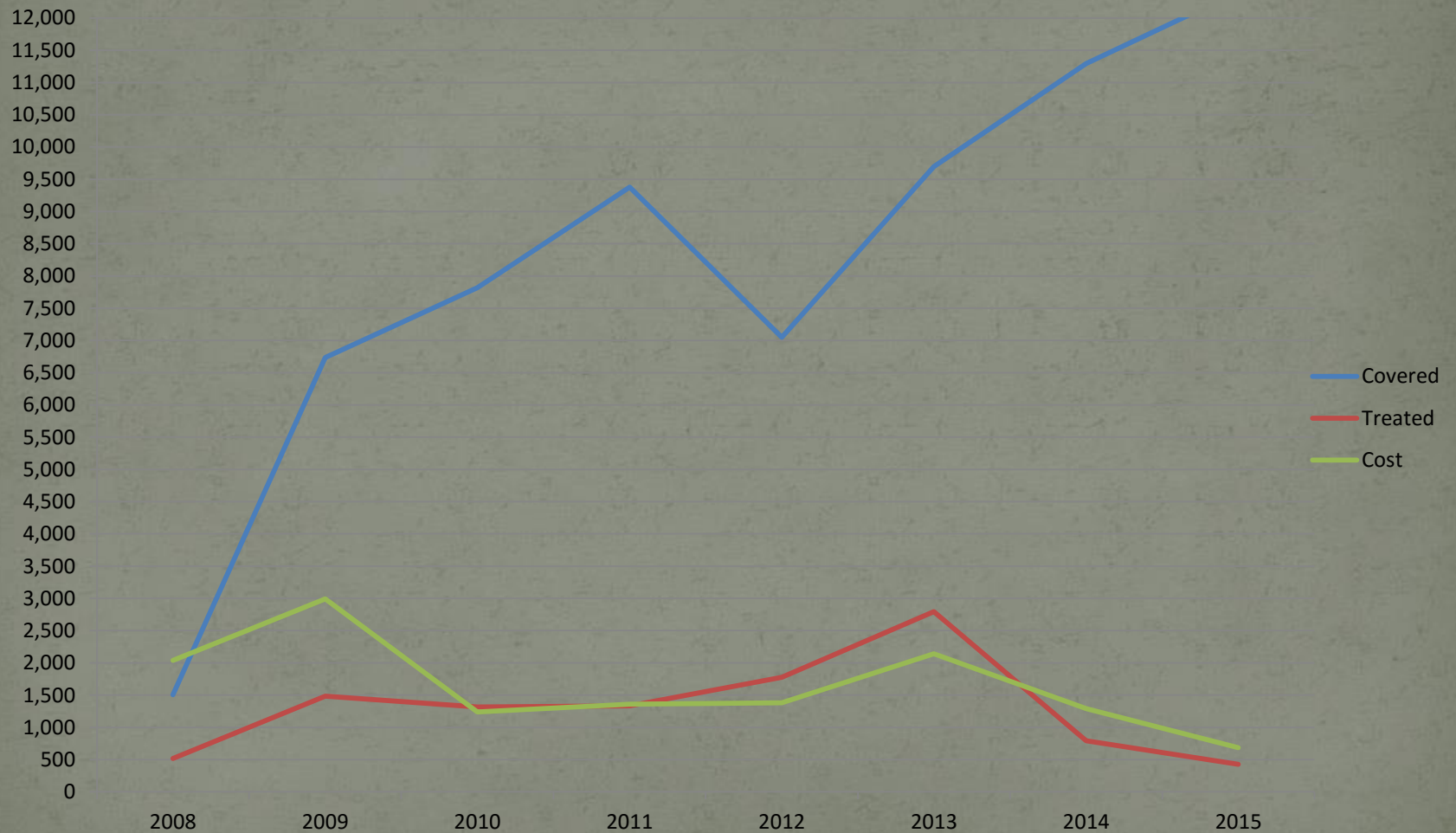


# Acres treated per year by species

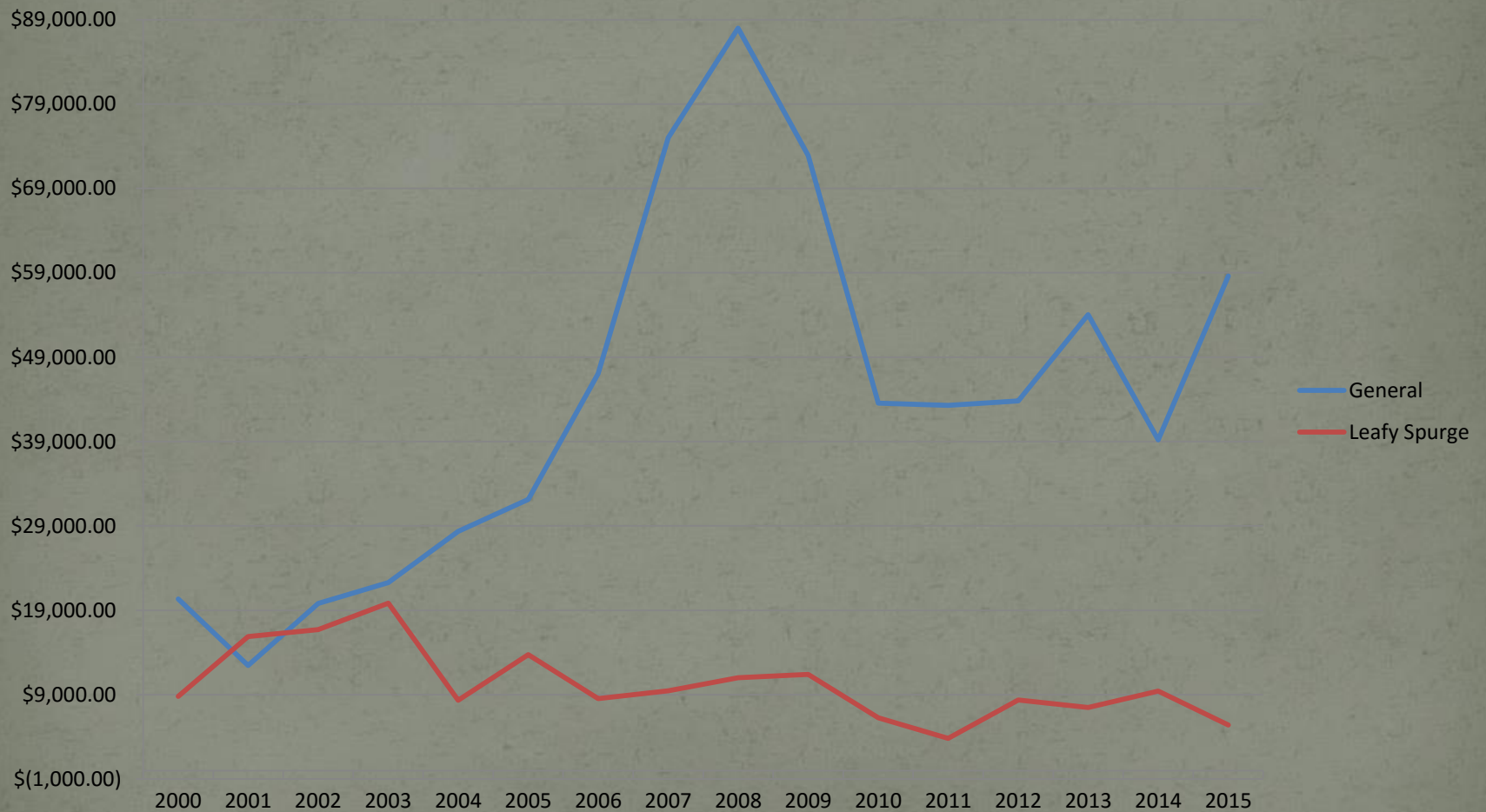




# Salt Cedar Trend



# Vendor Coupons Issued in dollars





# Coverage Trend- All Weeds by year

Year	Acres Covered	Cost/Ac Protected	Acres Treated	Cost/Ac Treated	Ac treat vs Protect
2009	71,337	\$7.75	5920	\$93.38	8.3%
2010	91,882	\$4.88	5170	\$86.67	5.6%
2011	84,091	\$5.56	4817	\$97.10	5.7%
2012	94,679	\$4.98	8039	\$58.64	8.5%
2013	93,323	\$6.21	8048	\$71.93	8.6%
2014	106,275	\$7.68	11,383	\$71.73	10.7%
2015	145,000	\$5.00	15,257	\$47.16	10.5%

	FY 09/10	FY 10/11	FY 11/12	FY 12/13	FY 13/14	FY14/15
Ad	\$103,406	\$112,160	\$116,396	\$131,741	\$126,676	\$157,124
Staf	\$116,310	\$118,382	\$104,491	\$131,816	\$140,668	\$109,339
Off	\$28,030	\$31,762	\$24,365	\$21,528	\$26,680	\$29,525
Op	\$54,267	\$50,245	\$52,766	\$66,054	\$30,200	\$23,918
Prg	\$2,169,736	\$1,006,892	\$1,438,701	\$1,406,283	\$902,751	\$781,638
CO	\$41,552	\$29,389	\$22,373	\$8,347	\$5,921	\$42,883
Tot	\$2,513,301	\$1,348,830	\$1,759,092	\$1,765,769	\$1,232,896	\$1,144,430



# Crew dynamics

- 3 Person District Crew Stationed in Kaycee
- 2 person Contract ATV Crew Stationed in Buffalo
- 2 weeks Contract ATV crews
- 5 Backpack sprayers
- 2 person County Road crew/Backpack crew
- Mosquito technician
- 2 Helicopters
- ROW contract Crew
- Me

































































JOHNSON COUNTY  
WEED AND PEST DISTRICT  
123 FLATIRON DR.  
684-5715



